













































London to Beckenham Junction and West Croydon via Crystal Palace

Mondays to Fridays

Operator Days of operation/Notes	SN A	SN A	SN	SN	SN	SN A	SN A	SN	SN	SN A	SN A	SN	SN	SN A	SN A	SN	SN	SN A
London Victoria (VIC)  10 d				0606				0636		0650		0706		0720		0736		0750
Battersea Park (BAK)  4 d				0610				0640		0654		0710		0724		0740		0754
Clapham Junction (CLJ)  10 d				0614				0644		0658		0714		0728		0744		0758
Wandsworth Common (WSW)  d										0701				0731				0801
Balham (BAL)  4 d				0619				0649		0704		0719		0734		0749		0804
Streatham Hill (SRH)  d	0539	0609		0625			0639	0655		0709		0725		0739		0755		0809
London Bridge (LBG)  4 d			0556		0614	0628				0644		0658		0714		0728		0744
South Bermondsey (SBM)  d			0600		0618					0648				0720				0748
Queens Rd Peckham (QRP)  d			0603		0622					0652				0723				0752
Peckham Rye (PMR)  4 d			0606		0625					0655				0726				0755
East Dulwich (EDW)  d			0609		0628					0658				0729				0758
North Dulwich (NDL)  d			0612		0631					0700				0731				0801
Tulse Hill (TUH)  4 d			0618		0635					0705				0735				0805
West Norwood (WNW)  4 d	0543	0613	0622	0628	0639		0643	0658	0709	0713		0728	0739	0743		0758	0809	0813
Gipsy Hill (GIP)  d	0546	0616	0625	0631	0642		0646	0701	0712	0716		0731	0742	0746		0801	0812	0816
Crystal Palace (CYP)  4 a	0550	0620	0629	0635	0646	0650	0650	0705	0716	0720	0720	0735	0746	0750	0750	0805	0816	0820
Crystal Palace (CYP)  4 d	0550	0620	0629	0638	0649		0650	0708	0719	0720		0738	0749	0750		0808	0819	0820
London Bridge (LBG)  4 a	0615	0645					0716			0745				0819				0847
Birkbeck (BIK)  d			0634		0653					0723				0753				0823
Beckenham Junction (BKJ)  4 a			0637		0657					0727				0757				0827
Norwood Junction (NWD)  4 a				0643					0712				0742				0812	
West Croydon (WCY)  4 a				0652					0722				0752				0822	

Operator Days of operation/Notes	SN A	SN	SN	SN A	SN A	SN	SN	SN A	SN A	SN	SN	SN A	SN A	SN	SN	SN A	SN A	SN
London Victoria (VIC)  10 d		0806		0820		0836		0850		0907		0920		0936		0950		1006
Battersea Park (BAK)  4 d		0810		0824		0840		0854		0911		0924		0940		0954		1010
Clapham Junction (CLJ)  10 d		0814		0828		0844		0858		0916		0928		0945		0958		1014
Wandsworth Common (WSW)  d				0831				0901				0931				1001		
Balham (BAL)  4 d		0819		0834		0849		0904		0920		0934		0950		1004		1019
Streatham Hill (SRH)  d		0825		0839		0855		0909		0925		0939		0955		1009		1025
London Bridge (LBG)  4 d	0758		0814		0828		0844		0858		0914		0928		0944		0958	
South Bermondsey (SBM)  d			0819				0849				0918				0948			
Queens Rd Peckham (QRP)  d			0822				0853				0922				0952			
Peckham Rye (PMR)  4 d			0825				0856				0925				0955			
East Dulwich (EDW)  d			0828				0859				0928				0958			
North Dulwich (NDL)  d			0831				0901				0931				1001			
Tulse Hill (TUH)  4 d			0835				0905				0935				1005			
West Norwood (WNW)  4 d		0828	0839	0843		0858	0909	0913		0929	0939	0943		0958	1009	1013		1028
Gipsy Hill (GIP)  d		0831	0842	0846		0901	0912	0916		0932	0942	0946		1001	1012	1016		1031
Crystal Palace (CYP)  4 a	0820	0835	0846	0850	0850	0905	0916	0920	0920	0935	0946	0950	0950	1005	1016	1020	1020	1035
Crystal Palace (CYP)  4 d		0838	0849	0850		0908	0919	0920		0938	0949	0950		1008	1019	1020		1038
London Bridge (LBG)  4 a				0918				0946				1017				1045		
Birkbeck (BIK)  d			0853				0923				0953				1023			
Beckenham Junction (BKJ)  4 a			0857				0927				0957				1027			
Norwood Junction (NWD)  4 a		0842				0912				0942				1012				1042
West Croydon (WCY)  4 a		0852				0922				0950				1020				1050

For the complete service between London Bridge and Tulse Hill see table 163























NOTES (see introductory pages for explanation of train operator codes and standard symbols)























a Arrival time
d Departure time

A Via Forest Hill

London to Beckenham Junction and West Croydon via Crystal Palace

Mondays to Fridays

Operator Days of operation/Notes	SN	SN A	SN A	SN	SN	SN A	SN A	SN	SN	SN A	SN A	SN	SN	SN A	SN A	SN	SN	SN A
London Victoria (VIC)  10 d		1020		1036		1050		1106		1120		1136		1150		1206		1220
Battersea Park (BAK)  4 d		1024		1040		1054		1110		1124		1140		1154		1210		1224
Clapham Junction (CLJ)  10 d		1028		1045		1058		1114		1128		1144		1158		1214		1228
Wandsworth Common (WSW)  d		1031				1101				1131				1201				1231
Balham (BAL)  4 d		1034		1050		1104		1119		1134		1149		1204		1219		1234
Streatham Hill (SRH)  d		1039		1055		1109		1125		1139		1155		1209		1225		1239
London Bridge (LBG)  4 d	1014		1028		1044		1058		1114		1128		1144		1158		1214	
South Bermondsey (SBM)  d	1019				1048				1118				1148				1218	
Queens Rd Peckham (QRP)  d	1022				1052				1122				1152				1222	
Peckham Rye (PMR)  4 d	1025				1055				1125				1155				1225	
East Dulwich (EDW)  d	1028				1058				1128				1158				1228	
North Dulwich (NDL)  d	1031				1101				1131				1201				1231	
Tulse Hill (TUH)  4 d	1035				1105				1136				1205				1235	
West Norwood (WNW)  4 d	1039	1043		1059	1109	1113		1128	1139	1143		1158	1209	1213		1228	1239	1243
Gipsy Hill (GIP)  d	1042	1046		1102	1112	1116		1131	1142	1146		1201	1212	1216		1231	1242	1246
Crystal Palace (CYP)  4 a	1046	1050	1050	1105	1116	1120	1120	1135	1146	1150	1150	1205	1216	1220	1220	1235	1246	1250
Crystal Palace (CYP)  4 d	1049	1050		1108	1119	1120		1138	1149	1150		1208	1219	1220		1238	1249	1250
London Bridge (LBG)  4 a		1115				1145				1215				1245				1315
Birkbeck (BIK)  d	1053				1123				1153				1223				1253	
Beckenham Junction (BKJ)  4 a	1057				1127				1157				1227				1257	
Norwood Junction (NWD)  4 a				1112				1142				1212				1242		
West Croydon (WCY)  4 a				1120				1150				1220				1250		

Operator Days of operation/Notes	SN A	SN	SN	SN A	SN A	SN	SN	SN A	SN A	SN	SN	SN A	SN A	SN	SN	SN A	SN A	SN
London Victoria (VIC)  10 d		1236		1250		1306		1320		1336		1350		1406		1420		1436
Battersea Park (BAK)  4 d		1240		1254		1310		1324		1340		1354		1410		1424		1440
Clapham Junction (CLJ)  10 d		1244		1258		1314		1328		1344		1358		1414		1428		1444
Wandsworth Common (WSW)  d				1301				1331				1401				1431		
Balham (BAL)  4 d		1249		1304		1319		1334		1349		1404		1419		1434		1449
Streatham Hill (SRH)  d		1255		1309		1325		1339		1355		1409		1425		1439		1455
London Bridge (LBG)  4 d	1228		1244		1258		1314		1328		1344		1358		1414		1428	
South Bermondsey (SBM)  d			1248				1318				1348				1419			
Queens Rd Peckham (QRP)  d			1252				1322				1352				1423			
Peckham Rye (PMR)  4 d			1255				1325				1355				1426			
East Dulwich (EDW)  d			1258				1328				1358				1429			
North Dulwich (NDL)  d			1301				1331				1401				1431			
Tulse Hill (TUH)  4 d			1305				1335				1405				1435			
West Norwood (WNW)  4 d		1258	1309	1313		1328	1339	1343		1358	1409	1413		1428	1439	1443		1458
Gipsy Hill (GIP)  d		1301	1312	1316		1331	1342	1346		1401	1412	1416		1431	1442	1446		1501
Crystal Palace (CYP)  4 a	1250	1305	1316	1320	1320	1335	1346	1350	1350	1405	1416	1420	1420	1435	1446	1450	1450	1505
Crystal Palace (CYP)  4 d		1308	1319	1320		1338	1349	1350		1408	1419	1420		1438	1449	1450		1508
London Bridge (LBG)  4 a				1345				1415				1445			1515			
Birkbeck (BIK)  d			1323				1353				1423				1453			
Beckenham Junction (BKJ)  4 a			1327				1357				1427				1457			
Norwood Junction (NWD)  4 a		1312				1342				1412				1442				1512
West Croydon (WCY)  4 a		1320				1350				1420				1450				1520























NOTES (see introductory pages for explanation of train operator codes and standard symbols)























a Arrival time
d Departure time

A Via Forest Hill

London to Beckenham Junction and West Croydon via Crystal Palace

Mondays to Fridays

Operator Days of operation/Notes	SN	SN A	SN A	SN	SN	SN A	SN A	SN	SN	SN A	SN A	SN	SN	SN A	SN A	SN	SN	SN A
London Victoria (VIC)  10 d		1450		1506		1520		1536		1550		1606		1620		1636		1650
Battersea Park (BAK)  4 d		1454		1510		1524		1540		1554		1610		1624		1640		1654
Clapham Junction (CLJ)  10 d		1458		1514		1528		1544		1558		1614		1628		1644		1658
Wandsworth Common (WSW)  d		1501				1531				1601				1631				1701
Balham (BAL)  4 d		1504		1519		1534		1549		1604		1619		1634		1649		1704
Streatham Hill (SRH)  d		1509		1525		1539		1555		1609		1625		1639		1655		1709
London Bridge (LBG)  4 d	1444		1458		1514		1528		1544		1558		1614		1628		1644	
South Bermondsey (SBM)  d	1448				1518				1548				1618				1648	
Queens Rd Peckham (QRP)  d	1452				1522				1552				1622				1652	
Peckham Rye (PMR)  4 d	1455				1525				1555				1625				1655	
East Dulwich (EDW)  d	1458				1528				1558				1628				1658	
North Dulwich (NDL)  d	1501				1531				1601				1631				1701	
Tulse Hill (TUH)  4 d	1505				1535				1605				1635				1705	
West Norwood (WNW)  4 d	1509	1513		1528	1539	1543		1558	1609	1613		1628	1639	1643		1658	1709	1713
Gipsy Hill (GIP)  d	1512	1516		1531	1542	1546		1601	1612	1616		1631	1642	1646		1701	1712	1716
Crystal Palace (CYP)  4 a	1516	1520	1520	1535	1546	1550	1550	1605	1616	1620	1620	1635	1646	1650	1650	1705	1716	1720
Crystal Palace (CYP)  4 d	1519	1520		1538	1549	1550		1608	1619	1620		1638	1649	1650		1708	1719	1720
London Bridge (LBG)  4 a		1545				1615				1647				1717				1747
Birkbeck (BIK)  d	1523				1553				1623				1653				1723	
Beckenham Junction (BKJ)  4 a	1527				1557				1627				1657				1727	
Norwood Junction (NWD)  4 a				1542				1612				1642				1712		
West Croydon (WCY)  4 a				1550				1620				1652				1722		

Operator Days of operation/Notes	SN A	SN	SN	SN A	SN A	SN	SN	SN A	SN A	SN	SN	SN A	SN A	SN	SN	SN A	SN A	SN
London Victoria (VIC)  10 d		1706		1720		1737		1750		1806		1820		1836			1850	1906
Battersea Park (BAK)  4 d		1710		1724		1741		1754		1810		1824		1840			1854	1910
Clapham Junction (CLJ)  10 d		1714		1728		1745		1758		1814		1828		1845			1858	1914
Wandsworth Common (WSW)  d				1731				1801				1831					1901	
Balham (BAL)  4 d		1719		1734		1750		1804		1819		1834		1850			1904	1919
Streatham Hill (SRH)  d		1725		1739		1755		1809		1825		1839		1855			1909	1925
London Bridge (LBG)  4 d	1658		1714		1728		1744		1758		1814		1828		1844	1858		
South Bermondsey (SBM)  d			1718				1748				1818				1848			
Queens Rd Peckham (QRP)  d			1722				1752				1821				1852			
Peckham Rye (PMR)  4 d			1725				1755				1824				1855			
East Dulwich (EDW)  d			1728				1758				1827				1858			
North Dulwich (NDL)  d			1731				1801				1830				1901			
Tulse Hill (TUH)  4 d			1735				1805				1835				1905			
West Norwood (WNW)  4 d		1728	1739	1743		1758	1809	1813		1828	1839	1843		1858	1909		1913	1928
Gipsy Hill (GIP)  d		1731	1742	1746		1801	1812	1816		1831	1842	1846		1901	1912		1916	1931
Crystal Palace (CYP)  4 a	1720	1735	1746	1750	1750	1805	1816	1820	1820	1835	1846	1850	1850	1905	1916	1920	1921	1935
Crystal Palace (CYP)  4 d		1739	1749	1750		1808	1819	1820		1838	1851	1850		1908	1919		1922	1938
London Bridge (LBG)  4 a				1817				1845				1916					1946	
Birkbeck (BIK)  d			1753				1823				1856				1923			
Beckenham Junction (BKJ)  4 a			1757				1827				1859				1927			
Norwood Junction (NWD)  4 a		1743				1812				1842				1912				1942
West Croydon (WCY)  4 a		1757				1827				1857				1921				1951























NOTES (see introductory pages for explanation of train operator codes and standard symbols)























a Arrival time
d Departure time

A Via Forest Hill

London to Beckenham Junction and West Croydon via Crystal Palace

Mondays to Fridays

Operator Days of operation/Notes	SN	SN A	SN A	SN	SN	SN A	SN A	SN	SN A	SN A	SN A	SN A	SN	SN A	SN A	SN A	SN A	SN
London Victoria (VIC)  10 d		1920		1936		1950			2020		2050			2120		2150		
Battersea Park (BAK)  4 d		1924		1940		1954			2024		2054			2124		2154		
Clapham Junction (CLJ)  10 d		1928		1944		1958			2028		2058			2128		2159		
Wandsworth Common (WSW)  d		1931				2001			2031		2101			2131		2202		
Balham (BAL)  4 d		1934		1949		2004			2034		2104			2134		2204		
Streatham Hill (SRH)  d		1939		1955		2009			2039		2109			2139		2209		
London Bridge (LBG)  4 d	1914		1928		1944		1958	2014		2028		2058	2114		2128		2158	2214
South Bermondsey (SBM)  d	1918				1948			2018					2118					2218
Queens Rd Peckham (QRP)  d	1922				1952			2022					2122					2222
Peckham Rye (PMR)  4 d	1925				1955			2025					2125					2225
East Dulwich (EDW)  d	1928				1958			2028					2128					2228
North Dulwich (NDL)  d	1931				2001			2031					2131					2231
Tulse Hill (TUH)  4 d	1935				2005			2035					2135					2235
West Norwood (WNW)  4 d	1939	1943		1958	2009	2013		2039	2043		2113		2139	2143		2213		2239
Gipsy Hill (GIP)  d	1942	1946		2001	2012	2016		2042	2046		2116		2142	2146		2216		2242
Crystal Palace (CYP)  4 a	1946	1950	1950	2005	2016	2020	2020	2046	2050	2050	2120	2120	2146	2150	2150	2220	2220	2246
Crystal Palace (CYP)  4 d	1949	1950		2008	2019	2020		2049	2050		2120		2149	2150		2220		2249
London Bridge (LBG)  4 a		2014				2045			2115		2146			2215		2243		
Birkbeck (BIK)  d	1953				2023			2053					2153					2253
Beckenham Junction (BKJ)  4 a	1957				2027			2057					2157					2257
Norwood Junction (NWD)  4 a				2012														
West Croydon (WCY)  4 a				2020														

Operator Days of operation/Notes	SN A	SN A	SN A	SN A	SN A	SN A	SN	SN A
London Victoria (VIC)  10 d	2220		2250		2320		2332	
Battersea Park (BAK)  4 d	2224		2254		2324			
Clapham Junction (CLJ)  10 d	2228		2259		2329		2340	
Wandsworth Common (WSW)  d	2231		2302		2332			
Balham (BAL)  4 d	2234		2305		2335		2344	
Streatham Hill (SRH)  d	2239		2309		2339		2348	
London Bridge (LBG)  4 d		2228		2259		2328		2331
South Bermondsey (SBM)  d								2336
Queens Rd Peckham (QRP)  d								2339
Peckham Rye (PMR)  4 d								2342
East Dulwich (EDW)  d								2345
North Dulwich (NDL)  d								2347
Tulse Hill (TUH)  4 d								2351
West Norwood (WNW)  4 d	2243		2313		2343		2352	2356
Gipsy Hill (GIP)  d	2246		2316		2346		2355	2359
Crystal Palace (CYP)  4 a	2250	2250	2320	2320	2349	2350	2358	0002 0020
Crystal Palace (CYP)  4 d	2250		2320		2353		2359	0003
London Bridge (LBG)  4 a	2317		2348		0016			
Birkbeck (BIK)  d								
Beckenham Junction (BKJ)  4 a								
Norwood Junction (NWD)  4 a							0003 0007	
West Croydon (WCY)  4 a							0018	























NOTES (see introductory pages for explanation of train operator codes and standard symbols)























a Arrival time
d Departure time

A Via Forest Hill

London to Beckenham Junction and West Croydon via Crystal Palace

Saturdays

Operator Days of operation/Notes	SN A	SN A	SN A	SN A	SN	SN	SN A	SN A	SN	SN	SN A	SN A	SN	SN	SN A	SN A	SN	SN
London Victoria (VIC)  10 d			0620		0636		0650		0706		0720		0736		0750		0806	
Battersea Park (BAK)  4 d			0624		0640		0654		0710		0724		0740		0754		0810	
Clapham Junction (CLJ)  10 d			0628		0644		0658		0714		0728		0744		0758		0814	
Wandsworth Common (WSW)  d			0631				0701				0731				0801			
Balham (BAL)  4 d			0634		0649		0704		0719		0734		0749		0804		0819	
Streatham Hill (SRH)  d	0539	0609	0639		0655		0709		0725		0739		0755		0809		0825	
London Bridge (LBG)  4 d				0628		0644		0658		0714		0728		0744		0758		0814
South Bermondsey (SBM)  d					0649				0719				0749				0819	
Queens Rd Peckham (QRP)  d					0652				0722				0752				0822	
Peckham Rye (PMR)  4 d					0655				0725				0755				0825	
East Dulwich (EDW)  d					0658				0728				0758				0828	
North Dulwich (NDL)  d					0700				0730				0800				0830	
Tulse Hill (TUH)  4 d					0705				0735				0805				0835	
West Norwood (WNW)  4 d	0543	0613	0643		0658	0709	0713		0728	0739	0743		0758	0809	0813		0828	0839
Gipsy Hill (GIP)  d	0546	0616	0646		0701	0712	0716		0731	0742	0746		0801	0812	0816		0831	0842
Crystal Palace (CYP)  4 a	0550	0620	0650	0650	0705	0716	0720	0720	0735	0746	0750	0750	0805	0816	0820	0820	0835	0846
Crystal Palace (CYP)  4 d	0550	0620	0650		0708	0719	0720		0738	0749	0750		0808	0819	0820		0838	0849
London Bridge (LBG)  4 a	0613	0643	0715				0745				0815				0845			
Birkbeck (BIK)  d						0723				0753				0823				0853
Beckenham Junction (BKJ)  4 a						0727				0757				0827				0857
Norwood Junction (NWD)  4 a					0712				0742				0812				0842	
West Croydon (WCY)  4 a					0720				0750				0820				0850	

Operator Days of operation/Notes	SN A	SN A	SN	SN	SN A	SN A	SN	SN	SN A	SN A	SN	SN	SN A	SN A	SN	SN	SN A	SN A
London Victoria (VIC)  10 d	0820		0836		0850		0906		0920		0936		0950		1006		1020	
Battersea Park (BAK)  4 d	0824		0840		0854		0910		0924		0940		0954		1010		1024	
Clapham Junction (CLJ)  10 d	0828		0845		0858		0914		0928		0944		0958		1014		1028	
Wandsworth Common (WSW)  d	0831				0901				0931				1001				1031	
Balham (BAL)  4 d	0834		0850		0904		0919		0934		0949		1004		1019		1034	
Streatham Hill (SRH)  d	0839		0855		0909		0925		0939		0955		1009		1025		1039	
London Bridge (LBG)  4 d		0828		0844		0858		0914		0928		0944		0958		1014		1028
South Bermondsey (SBM)  d				0849				0919				0949				1019		
Queens Rd Peckham (QRP)  d				0852				0922				0952				1022		
Peckham Rye (PMR)  4 d				0855				0925				0955				1025		
East Dulwich (EDW)  d				0858				0928				0958				1028		
North Dulwich (NDL)  d				0900				0930				1000				1030		
Tulse Hill (TUH)  4 d				0905				0935				1005				1035		
West Norwood (WNW)  4 d	0843		0858	0909	0913		0928	0939	0943		0958	1009	1013		1028	1039	1043	
Gipsy Hill (GIP)  d	0846		0901	0912	0916		0931	0942	0946		1001	1012	1016		1031	1042	1046	
Crystal Palace (CYP)  4 a	0850	0850	0905	0916	0920	0920	0935	0946	0950	0950	1005	1016	1020	1020	1035	1046	1050	1050
Crystal Palace (CYP)  4 d	0850		0908	0919	0920		0938	0949	0950		1008	1019	1020		1038	1049	1050	
London Bridge (LBG)  4 a	0915				0945				1015				1045				1115	
Birkbeck (BIK)  d				0923				0953				1023				1053		
Beckenham Junction (BKJ)  4 a				0927				0957				1027				1057		
Norwood Junction (NWD)  4 a			0912				0942				1012				1042			
West Croydon (WCY)  4 a			0920				0950				1020				1050			























NOTES (see introductory pages for explanation of train operator codes and standard symbols)























a Arrival time
d Departure time

A Via Forest Hill

London to Beckenham Junction and West Croydon via Crystal Palace

Saturdays

Operator Days of operation/Notes	SN	SN	SN A	SN A	SN	SN	SN A	SN A	SN	SN	SN A	SN A	SN	SN	SN A	SN A	SN	SN
London Victoria (VIC)  10 d	1036		1050		1106		1120		1136		1150		1206		1220		1236	
Battersea Park (BAK)  4 d	1040		1054		1110		1124		1140		1154		1210		1224		1240	
Clapham Junction (CLJ)  10 d	1044		1058		1114		1128		1144		1158		1214		1229		1244	
Wandsworth Common (WSW)  d			1101				1131				1201				1232			
Balham (BAL)  4 d	1049		1104		1119		1134		1149		1204		1219		1235		1249	
Streatham Hill (SRH)  d	1055		1109		1125		1139		1155		1209		1225		1239		1255	
London Bridge (LBG)  4 d		1044		1058		1114		1128		1144		1158		1214		1228		1244
South Bermondsey (SBM)  d		1049				1119				1149				1219				1249
Queens Rd Peckham (QRP)  d		1052				1122				1152				1222				1252
Peckham Rye (PMR)  4 d		1055				1125				1155				1225				1255
East Dulwich (EDW)  d		1058				1128				1158				1228				1258
North Dulwich (NDL)  d		1100				1130				1200				1230				1300
Tulse Hill (TUH)  4 d		1105				1135				1205				1235				1305
West Norwood (WNW)  4 d	1058	1109	1113		1128	1139	1143		1158	1209	1213		1228	1239	1243		1258	1309
Gipsy Hill (GIP)  d	1101	1112	1116		1131	1142	1146		1201	1212	1216		1231	1242	1246		1301	1312
Crystal Palace (CYP)  4 a	1105	1116	1120	1120	1135	1146	1150	1150	1205	1216	1220	1220	1235	1246	1250	1250	1305	1316
Crystal Palace (CYP)  4 d	1108	1119	1120		1138	1149	1150		1208	1219	1220		1238	1249	1250		1308	1319
London Bridge (LBG)  4 a			1145				1215						1245			1317		
Birkbeck (BIK)  d		1123				1153				1223				1253				1323
Beckenham Junction (BKJ)  4 a		1127				1157				1227				1257				1327
Norwood Junction (NWD)  4 a	1112				1142				1212				1242				1312	
West Croydon (WCY)  4 a	1120				1150				1220				1250				1320	

Operator Days of operation/Notes	SN A	SN A	SN	SN	SN A	SN A	SN	SN	SN A	SN A	SN	SN	SN A	SN A	SN	SN	SN A	SN A
London Victoria (VIC)  10 d	1250		1306		1320		1336		1350		1406		1420		1436		1450	
Battersea Park (BAK)  4 d	1254		1310		1324		1340		1354		1410		1424		1440		1454	
Clapham Junction (CLJ)  10 d	1258		1314		1328		1344		1358		1414		1428		1444		1458	
Wandsworth Common (WSW)  d	1301				1331				1401				1431				1501	
Balham (BAL)  4 d	1304		1319		1334		1349		1404		1419		1434		1449		1504	
Streatham Hill (SRH)  d	1309		1325		1339		1355		1409		1425		1439		1455		1509	
London Bridge (LBG)  4 d		1258		1314		1328		1344		1358		1414		1428		1444		1458
South Bermondsey (SBM)  d				1319				1349				1419				1449		
Queens Rd Peckham (QRP)  d				1322				1352				1422				1452		
Peckham Rye (PMR)  4 d				1325				1355				1425				1455		
East Dulwich (EDW)  d				1328				1358				1428				1458		
North Dulwich (NDL)  d				1330				1400				1430				1500		
Tulse Hill (TUH)  4 d				1335				1405				1435				1505		
West Norwood (WNW)  4 d	1313		1328	1339	1343		1358	1409	1413		1428	1439	1443		1458	1509	1513	
Gipsy Hill (GIP)  d	1316		1331	1342	1346		1401	1412	1416		1431	1442	1446		1501	1512	1516	
Crystal Palace (CYP)  4 a	1320	1320	1335	1346	1350	1350	1405	1416	1420	1420	1435	1446	1450	1450	1505	1516	1520	1520
Crystal Palace (CYP)  4 d	1320		1338	1349	1350		1408	1419	1420		1438	1449	1450		1508	1519	1520	
London Bridge (LBG)  4 a	1345				1415				1445				1515				1545	
Birkbeck (BIK)  d				1353				1423				1453				1523		
Beckenham Junction (BKJ)  4 a				1357				1427				1457				1527		
Norwood Junction (NWD)  4 a			1342				1412				1442				1512			
West Croydon (WCY)  4 a			1350				1420				1450				1520			























NOTES (see introductory pages for explanation of train operator codes and standard symbols)























a Arrival time
d Departure time

A Via Forest Hill

London to Beckenham Junction and West Croydon via Crystal Palace

Saturdays

Operator Days of operation/Notes	SN	SN	SN A	SN A	SN	SN	SN A	SN A	SN	SN	SN A	SN A	SN	SN	SN A	SN A	SN	SN
London Victoria (VIC)  10 d	1506		1520		1536		1550		1606		1620		1636		1650		1706	
Battersea Park (BAK)  4 d	1510		1524		1540		1554		1610		1624		1640		1654		1710	
Clapham Junction (CLJ)  10 d	1514		1528		1544		1558		1614		1628		1644		1658		1714	
Wandsworth Common (WSW)  d			1531				1601				1631				1701			
Balham (BAL)  4 d	1519		1534		1549		1604		1619		1634		1649		1704		1719	
Streatham Hill (SRH)  d	1525		1539		1555		1609		1625		1639		1655		1709		1725	
London Bridge (LBG)  4 d		1514		1528		1544		1558		1614		1628		1644		1658		1714
South Bermondsey (SBM)  d		1519				1549				1619				1649				1719
Queens Rd Peckham (QRP)  d		1522				1552				1622				1652				1722
Peckham Rye (PMR)  4 d		1525				1555				1625				1655				1725
East Dulwich (EDW)  d		1528				1558				1628				1658				1728
North Dulwich (NDL)  d		1530				1600				1630				1700				1730
Tulse Hill (TUH)  4 d		1535				1605				1635				1705				1735
West Norwood (WNW)  4 d	1528	1539	1543		1558	1609	1613		1628	1639	1643		1658	1709	1713		1728	1739
Gipsy Hill (GIP)  d	1531	1542	1546		1601	1612	1616		1631	1642	1646		1701	1712	1716		1731	1742
Crystal Palace (CYP)  4 a	1535	1546	1550	1550	1605	1616	1620	1620	1635	1646	1650	1650	1705	1716	1720	1720	1735	1746
Crystal Palace (CYP)  4 d	1538	1549	1550		1608	1619	1620		1638	1649	1650		1708	1719	1720		1738	1749
London Bridge (LBG)  4 a			1615				1645				1715				1745			
Birkbeck (BIK)  d		1553				1623				1653				1723				1753
Beckenham Junction (BKJ)  4 a		1557				1627				1657				1727				1757
Norwood Junction (NWD)  4 a	1542				1612				1642				1712				1742	
West Croydon (WCY)  4 a	1550				1620				1650				1720				1750	

Operator Days of operation/Notes	SN A	SN A	SN	SN	SN A	SN A	SN	SN	SN A	SN A	SN	SN	SN A	SN A	SN	SN	SN A	SN A
London Victoria (VIC)  10 d	1720		1736		1750		1806		1820		1836		1850		1906		1920	
Battersea Park (BAK)  4 d	1724		1740		1754		1810		1824		1840		1854		1910		1924	
Clapham Junction (CLJ)  10 d	1728		1744		1758		1814		1828		1844		1858		1914		1928	
Wandsworth Common (WSW)  d	1731				1801				1831				1901				1931	
Balham (BAL)  4 d	1734		1749		1804		1819		1834		1849		1904		1919		1934	
Streatham Hill (SRH)  d	1739		1755		1809		1825		1839		1855		1909		1925		1939	
London Bridge (LBG)  4 d		1728		1744		1758		1814		1828		1844		1858		1914		1928
South Bermondsey (SBM)  d				1749				1819				1849				1919		
Queens Rd Peckham (QRP)  d				1752				1822				1852				1922		
Peckham Rye (PMR)  4 d				1755				1825				1855				1925		
East Dulwich (EDW)  d				1758				1828				1858				1928		
North Dulwich (NDL)  d				1800				1830				1900				1930		
Tulse Hill (TUH)  4 d				1805				1835				1905				1935		
West Norwood (WNW)  4 d	1743		1758	1809	1813		1828	1839	1843		1858	1909	1913		1928	1939	1943	
Gipsy Hill (GIP)  d	1746		1801	1812	1816		1831	1842	1846		1901	1912	1916		1931	1942	1946	
Crystal Palace (CYP)  4 a	1750	1750	1805	1816	1820	1820	1835	1846	1850	1850	1905	1916	1920	1920	1935	1946	1950	1950
Crystal Palace (CYP)  4 d	1750		1808	1819	1820		1838	1849	1850		1908	1919	1920		1938	1949	1950	
London Bridge (LBG)  4 a	1815				1845			1915				1945			2015			
Birkbeck (BIK)  d				1823				1853				1923				1953		
Beckenham Junction (BKJ)  4 a				1827				1857				1927				1957		
Norwood Junction (NWD)  4 a			1812				1842				1912				1942			
West Croydon (WCY)  4 a			1820				1850				1920				1950			























NOTES (see introductory pages for explanation of train operator codes and standard symbols)























a Arrival time
d Departure time

A Via Forest Hill

London to Beckenham Junction and West Croydon via Crystal Palace

Saturdays

Operator Days of operation/Notes	SN	SN	SN A	SN A	SN	SN A	SN A	SN A	SN A	SN	SN A	SN A	SN A	SN A	SN	SN A	SN A	SN A
London Victoria (VIC)  10 d	1936		1950			2020		2050			2120		2150			2220		2250
Battersea Park (BAK)  4 d	1940		1954			2024		2054			2124		2154			2224		2254
Clapham Junction (CLJ)  10 d	1944		1958			2028		2058			2129		2158			2228		2258
Wandsworth Common (WSW)  d			2001			2031		2101			2132		2201			2231		2301
Balham (BAL)  4 d	1949		2004			2034		2104			2135		2204			2234		2304
Streatham Hill (SRH)  d	1955		2009			2039		2109			2139		2209			2239		2309
London Bridge (LBG)  4 d		1944		1958	2014		2028		2058	2114		2128		2158	2214		2228	
South Bermondsey (SBM)  d		1949			2019					2119					2219			
Queens Rd Peckham (QRP)  d		1952			2022					2122					2222			
Peckham Rye (PMR)  4 d		1955			2025					2125					2225			
East Dulwich (EDW)  d		1958			2028					2128					2228			
North Dulwich (NDL)  d		2000			2030					2130					2230			
Tulse Hill (TUH)  4 d		2005			2035					2135					2235			
West Norwood (WNW)  4 d	1958	2009	2013		2039	2043		2113		2139	2143		2213		2239	2243		2312
Gipsy Hill (GIP)  d	2001	2012	2016		2042	2046		2116		2142	2146		2216		2242	2246		2315
Crystal Palace (CYP)  4 a	2005	2016	2020	2020	2046	2050	2050	2120	2120	2146	2150	2150	2220	2220	2246	2250	2250	2320
Crystal Palace (CYP)  4 d	2008	2019	2020		2049	2050		2120		2150	2150		2220		2249	2250		2320
London Bridge (LBG)  4 a			2045			2115		2145			2215		2245			2315		2345
Birkbeck (BIK)  d		2023			2054					2155					2253			
Beckenham Junction (BKJ)  4 a		2027			2058					2159					2257			
Norwood Junction (NWD)  4 a	2012																	
West Croydon (WCY)  4 a	2020																	

Operator Days of operation/Notes	SN A	SN A	SN A	SN A	SN A	SN SUM	SN SUM	SN SUM	SN SUM
London Victoria (VIC)  10 d		2320			2356		0010	0025	0040
Battersea Park (BAK)  4 d		2324					0014	0029	0044
Clapham Junction (CLJ)  10 d		2328			0004		0019	0033	0048
Wandsworth Common (WSW)  d		2331			0007		0022	0036	0051
Balham (BAL)  4 d		2334			0010		0025	0039	0054
Streatham Hill (SRH)  d		2339			0015		0029	0044	0100
London Bridge (LBG)  4 d	2258		2328	2358		0001			
South Bermondsey (SBM)  d						0007			
Queens Rd Peckham (QRP)  d						0010			
Peckham Rye (PMR)  4 d						0012			
East Dulwich (EDW)  d						0015			
North Dulwich (NDL)  d						0017			
Tulse Hill (TUH)  4 d						0021			
West Norwood (WNW)  4 d		2342			0018	0024	0032	0048	0103
Gipsy Hill (GIP)  d		2345			0021	0027	0035	0051	0106
Crystal Palace (CYP)  4 a	2320	2349	2350	0020	0025	0031	0039	0054	0110
Crystal Palace (CYP)  4 d		2353			0027	0034	0040	0055	0110
London Bridge (LBG)  4 a		0016			0050				
Birkbeck (BIK)  d									
Beckenham Junction (BKJ)  4 a									
Norwood Junction (NWD)  4 a						0039	0046	0102	0115
West Croydon (WCY)  4 a									

NOTES (see introductory pages for explanation of train operator codes and standard symbols)
















a Arrival time
d Departure time
















A Via Forest Hill

SUM Sunday mornings

London to Beckenham Junction and West Croydon via Crystal Palace

Sundays

Operator Days of operation/Notes	SN A	SN A	SN A	SN A	SN A	SN A	SN A	SN A	SN A	SN A	SN A	SN A	SN A	SN A	SN A	SN A	SN A	SN A
London Victoria (VIC)  10 d	0720		0750		0820		0850		0920		0950		1020		1050		1120	
Battersea Park (BAK)  4 d	0724		0754		0824		0854		0924		0954		1024		1054		1124	
Clapham Junction (CLJ)  10 d	0728		0758		0828		0858		0928		0958		1028		1058		1128	
Wandsworth Common (WSW) d	0731		0801		0831		0901		0931		1001		1031		1101		1131	
Balham (BAL)  4 d	0734		0804		0834		0904		0934		1004		1034		1104		1134	
Streatham Hill (SRH) d	0739		0809		0839		0909		0939		1009		1039		1109		1139	
London Bridge (LBG)  4 d		0728		0758		0828		0858		0928		0958		1028		1058		1128
South Bermondsey (SBM) d																		
Queens Rd Peckham (QRP) d																		
Peckham Rye (PMR)  4 d																		
East Dulwich (EDW) d																		
North Dulwich (NDL) d																		
Tulse Hill (TUH)  4 d																		
West Norwood (WNW)  4 d	0742		0812		0842		0912		0942		1012		1042		1112		1142	
Gipsy Hill (GIP) d	0745		0815		0845		0915		0945		1015		1045		1115		1145	
Crystal Palace (CYP)  4 a	0750	0751	0820	0821	0850	0851	0920	0922	0950	0952	1020	1022	1050	1052	1120	1122	1150	1152
Crystal Palace (CYP)  4 d	0752		0822		0852		0922		0952		1022		1052		1122		1152	
London Bridge (LBG)  4 a	0814		0847		0915		0944		1014		1044		1114		1144		1214	
Birkbeck (BIK)  d																		
Beckenham Junction (BKJ)  4 a																		
Norwood Junction (NWD)  4 a																		
West Croydon (WCY)  4 a																		

Operator Days of operation/Notes	SN A	SN A	SN A	SN A	SN A	SN A	SN A	SN A	SN A	SN A	SN A	SN A	SN A	SN A	SN A	SN A	SN A	SN A
London Victoria (VIC)  10 d	1150		1220		1250		1320		1350		1420		1450		1520		1550	
Battersea Park (BAK)  4 d	1154		1224		1254		1324		1354		1424		1454		1524		1554	
Clapham Junction (CLJ)  10 d	1158		1228		1258		1328		1358		1428		1458		1528		1558	
Wandsworth Common (WSW) d	1201		1231		1301		1331		1401		1431		1501		1531		1601	
Balham (BAL)  4 d	1204		1234		1304		1334		1404		1434		1504		1534		1604	
Streatham Hill (SRH) d	1209		1239		1309		1339		1409		1439		1509		1539		1609	
London Bridge (LBG)  4 d		1158		1228		1258		1328		1358		1428		1458		1528		1558
South Bermondsey (SBM) d																		
Queens Rd Peckham (QRP) d																		
Peckham Rye (PMR)  4 d																		
East Dulwich (EDW) d																		
North Dulwich (NDL) d																		
Tulse Hill (TUH)  4 d																		
West Norwood (WNW)  4 d	1212		1242		1312		1342		1412		1442		1512		1542		1612	
Gipsy Hill (GIP) d	1215		1245		1315		1345		1415		1445		1515		1545		1615	
Crystal Palace (CYP)  4 a	1220	1222	1250	1252	1320	1322	1350	1352	1420	1422	1450	1452	1520	1522	1550	1552	1620	1622
Crystal Palace (CYP)  4 d	1222		1252		1322		1352		1422		1452		1522		1552		1622	
London Bridge (LBG)  4 a	1244		1314		1344		1414		1444		1514		1544		1614		1644	
Birkbeck (BIK)  d																		
Beckenham Junction (BKJ)  4 a																		
Norwood Junction (NWD)  4 a																		
West Croydon (WCY)  4 a																		























NOTES (see introductory pages for explanation of train operator codes and standard symbols)























a Arrival time
d Departure time

A Via Forest Hill

London to Beckenham Junction and West Croydon via Crystal Palace

Sundays

Operator Days of operation/Notes	SN A	SN A	SN A	SN A	SN A	SN A	SN A	SN A	SN A	SN A	SN A	SN A	SN A	SN A	SN A	SN A	SN A	SN A
London Victoria (VIC)  10 d	1620		1650		1720		1750		1820		1850		1920		1950		2020	
Battersea Park (BAK)  4 d	1624		1654		1724		1754		1824		1854		1924		1954		2024	
Clapham Junction (CLJ)  10 d	1628		1658		1728		1758		1828		1858		1928		1958		2028	
Wandsworth Common (WSW)  d	1631		1701		1731		1801		1831		1901		1931		2001		2031	
Balham (BAL)  4 d	1634		1704		1734		1804		1834		1904		1934		2004		2034	
Streatham Hill (SRH)  d	1639		1709		1739		1809		1839		1909		1939		2009		2039	
London Bridge (LBG)  4 d		1628		1658		1728		1758		1828		1858		1928		1958		2028
South Bermondsey (SBM)  d																		
Queens Rd Peckham (QRP)  d																		
Peckham Rye (PMR)  4 d																		
East Dulwich (EDW)  d																		
North Dulwich (NDL)  d																		
Tulse Hill (TUH)  4 d																		
West Norwood (WNW)  4 d	1642		1712		1742		1812		1842		1912		1942		2012		2042	
Gipsy Hill (GIP)  d	1645		1715		1745		1815		1845		1915		1945		2015		2045	
Crystal Palace (CYP)  4 a	1650	1652	1720	1722	1750	1752	1820	1822	1850	1852	1920	1922	1950	1952	2020	2022	2050	2052
Crystal Palace (CYP)  4 d	1652		1722		1752		1822		1852		1922		1952		2022		2052	
London Bridge (LBG)  4 a	1714		1744		1814		1844		1914		1944		2014		2044		2114	
Birkbeck (BIK)  d																		
Beckenham Junction (BKJ)  4 a																		
Norwood Junction (NWD)  4 a																		
West Croydon (WCY)  4 a																		

Operator Days of operation/Notes	SN A	SN A	SN A	SN A	SN A	SN A	SN A	SN A	SN A	SN A	SN A
London Victoria (VIC)  10 d	2050		2120		2150		2220		2250		2320
Battersea Park (BAK)  4 d	2054		2124		2154		2224		2254		2324
Clapham Junction (CLJ)  10 d	2058		2128		2158		2228		2258		2328
Wandsworth Common (WSW)  d	2101		2131		2201		2231		2301		2331
Balham (BAL)  4 d	2104		2134		2204		2234		2304		2334
Streatham Hill (SRH)  d	2109		2139		2209		2239		2309		2339
London Bridge (LBG)  4 d		2058		2128		2158		2228		2259	
South Bermondsey (SBM)  d											
Queens Rd Peckham (QRP)  d											
Peckham Rye (PMR)  4 d											
East Dulwich (EDW)  d											
North Dulwich (NDL)  d											
Tulse Hill (TUH)  4 d											
West Norwood (WNW)  4 d	2112		2142		2212		2242		2312		2342
Gipsy Hill (GIP)  d	2115		2145		2215		2245		2315		2345
Crystal Palace (CYP)  4 a	2120	2122	2150	2152	2220	2222	2250	2252	2321	2321	2351
Crystal Palace (CYP)  4 d	2122		2152		2222		2252		2323		2353
London Bridge (LBG)  4 a	2144		2214		2244		2314		2346		0014
Birkbeck (BIK)  d											
Beckenham Junction (BKJ)  4 a											
Norwood Junction (NWD)  4 a											
West Croydon (WCY)  4 a											








NOTES (see introductory pages for explanation of train operator codes and standard symbols)























a Arrival time
d Departure time

A Via Forest Hill

West Croydon and Beckenham Junction to London via Crystal Palace

Mondays to Fridays

Operator Days of operation/Notes	SN	SN A	SN	SN	SN A	SN	SN	SN	SN A	SN	SN A	SN	SN A	SN	SN A	SN	SN A	SN
West Croydon (WCY)  4 d								0626				0652				0722		
Norwood Junction (NWD) 4 d	0521			0549			0619	0633				0659				0728		
Beckenham Junction (BKJ)  4 d										0643				0713				0743
Birkbeck (BIK)  d										0646				0716				0746
London Bridge (LBG)  4 d											0628				0658			
Crystal Palace (CYP) 4 a	0525			0555			0626	0637		0650	0650	0704		0720	0720	0733		0750
Crystal Palace (CYP) 4 d	0526	0550	0552	0556	0620	0623	0626	0638	0650	0653	0656	0707	0720	0723	0726	0736	0750	0753
Gipsy Hill (GIP) d	0529		0555	0559		0625	0629	0640		0655	0659	0709		0725	0729	0738		0755
West Norwood (WNW) 4 d	0532		0558	0602		0628	0632	0643		0658	0702	0712		0728	0732	0741		0758
Tulse Hill (TUH) 4 d			0602			0632				0702				0732				0802
North Dulwich (NDL) d			0606			0636				0706				0736				0806
East Dulwich (EDW) d			0608			0638				0708				0738				0808
Peckham Rye (PMR) 4 d			0611			0641				0711				0741				0811
Queens Rd Peckham (QRP) d			0613			0643				0713				0743				0813
South Bermondsey (SBM) d			0616			0646				0716				0746				0816
London Bridge (LBG)  4 a		0615	0621		0645	0651			0716	0721			0745	0751			0819	0821
Streatham Hill (SRH) d	0536			0606			0636	0648			0706	0717			0736	0746		
Balham (BAL)  4 d	0540			0610			0640	0652			0710	0721			0740	0750		
Wandsworth Common (WSW) d	0542			0612			0642				0712				0742			
Clapham Junction (CLJ) 10 d	0546			0616			0646	0656			0716	0727			0746	0755		
Battersea Park (BAK) 4 d	0550			0620			0650	0700			0720	0731			0750	0758		
London Victoria (VIC)  10 a	0554			0624			0654	0704			0724	0735			0754	0803		























Operator Days of operation/Notes	SN A	SN	SN A	SN	SN A	SN	SN A	SN	SN A	SN	SN A	SN	SN A	SN	SN A	SN	SN A	SN
West Croydon (WCY)  4 d		0752				0822				0852				0921			0951	
Norwood Junction (NWD)  4 d		0758				0828				0858				0928			0958	
Beckenham Junction (BKJ)  4 d				0813				0843				0913				0943		
Birkbeck (BIK)  d				0816				0846				0916				0946		
London Bridge (LBG)  4 d	0728				0758			0828				0858				0928		
Crystal Palace (CYP)  4 a	0750	0803		0820	0820	0833		0850	0850	0903		0920	0920	0933		0950	1003	
Crystal Palace (CYP)  4 d	0756	0806	0820	0823	0826	0836	0850	0853	0856	0907	0920	0923	0926	0937	0950	0953	1007	
Gipsy Hill (GIP)  d	0759	0808		0825	0829	0838		0855	0859	0909		0925	0929	0939		0955	1009	
West Norwood (WNW)  4 d	0802	0811		0828	0832	0841		0858	0902	0912		0928	0932	0942		0958	1012	
Tulse Hill (TUH)  4 d				0832				0902				0933				1002		
North Dulwich (NDL)  d				0836				0906				0936				1006		
East Dulwich (EDW)  d				0838				0908				0938				1008		
Peckham Rye (PMR)  4 d				0841				0911				0941				1011		
Queens Rd Peckham (QRP)  d				0843				0913				0943				1013		
South Bermondsey (SBM)  d				0846				0916				0946				1016		
London Bridge (LBG)  4 a			0847	0851			0918	0922			0946	0951			1017	1021		
Streatham Hill (SRH)  d	0806	0817			0836	0846			0906	0917			0936	0947		1006	1017	
Balham (BAL)  4 d	0810	0821			0840	0850			0910	0921			0940	0951		1010	1022	
Wandsworth Common (WSW)  d	0812				0842				0912				0942			1012		
Clapham Junction (CLJ)  10 d	0816	0825			0846	0855			0916	0927			0946	0957		1016	1027	
Battersea Park (BAK)  4 d	0820	0829			0850	0858			0920	0931			0950	1001		1020	1031	
London Victoria (VIC)  10 a	0824	0833			0854	0903			0925	0935			0954	1005		1025	1035	
















NOTES (see introductory pages for explanation of train operator codes and standard symbols)

- a Arrival time
d Departure time
A Via Forest Hill

West Croydon and Beckenham Junction to London via Crystal Palace

Mondays to Fridays

Operator Days of operation/Notes	SN A	SN	SN A	SN	SN A	SN	SN A	SN	SN A	SN	SN A	SN	SN A	SN	SN A	SN	SN A	SN
West Croydon (WCY)  4 d				1025				1055				1125				1155		
Norwood Junction (NWD)  4 d				1033				1103				1133				1203		
Beckenham Junction (BKJ)  4 d		1013				1043				1113				1143				1213
Birkbeck (BIK)  d		1016				1046				1116				1146				1216
London Bridge (LBG)  4 d			0958				1028				1058				1128			
Crystal Palace (CYP)  4 a		1020	1020	1037		1050	1050	1107		1120	1120	1137		1150	1150	1207		1220
Crystal Palace (CYP)  4 d	1020	1023	1026	1038	1050	1053	1056	1108	1120	1123	1126	1138	1150	1153	1156	1208	1220	1223
Gipsy Hill (GIP)  d		1025	1029	1040		1055	1059	1110		1125	1129	1140		1155	1159	1210		1225
West Norwood (WNW)  4 d		1028	1032	1043		1058	1102	1113		1128	1132	1143		1158	1202	1213		1228
Tulse Hill (TUH)  4 d		1033				1102				1134				1202				1232
North Dulwich (NDL)  d		1036				1106				1137				1206				1236
East Dulwich (EDW)  d		1038				1108				1139				1208				1238
Peckham Rye (PMR)  4 d		1041				1111				1143				1211				1241
Queens Rd Peckham (QRP)  d		1043				1113				1145				1213				1243
South Bermondsey (SBM)  d		1046				1116				1147				1216				1246
London Bridge (LBG)  4 a	1045	1051			1115	1121			1145	1152			1215	1221			1245	1251
Streatham Hill (SRH)  d			1036	1048			1106	1118			1136	1148			1206	1218		
Balham (BAL)  4 d			1040	1052			1110	1122			1140	1152			1210	1222		
Wandsworth Common (WSW)  d			1042				1112				1142				1212			
Clapham Junction (CLJ)  10 d			1046	1057			1116	1127			1146	1157			1216	1227		
Battersea Park (BAK)  4 d			1050	1101			1120	1131			1150	1201			1220	1231		
London Victoria (VIC)  10 a			1054	1105			1124	1135			1154	1205			1224	1235		























Operator Days of operation/Notes	SN A	SN	SN A	SN	SN A	SN	SN A	SN	SN A	SN	SN A	SN	SN A	SN	SN A	SN	SN A	SN
West Croydon (WCY)  4 d		1225				1255				1325				1355			1425	
Norwood Junction (NWD)  4 d		1233				1303				1333				1403			1433	
Beckenham Junction (BKJ)  4 d				1243				1313				1343				1413		
Birkbeck (BIK)  d				1246				1316				1346				1416		
London Bridge (LBG)  4 d	1158				1228			1258				1328				1358		
Crystal Palace (CYP)  4 a	1220	1237		1251	1250	1307		1320	1320	1337		1350	1350	1407		1420	1437	
Crystal Palace (CYP)  4 d	1226	1238	1250	1253	1256	1308	1320	1323	1326	1338	1350	1353	1356	1408	1420	1423	1438	
Gipsy Hill (GIP) d	1229	1240		1255	1259	1310		1325	1329	1340		1355	1359	1410		1425	1440	
West Norwood (WNW)  4 d	1232	1243		1258	1302	1313		1328	1332	1343		1358	1402	1413		1428	1443	
Tulse Hill (TUH)  4 d				1302				1332				1403				1432		
North Dulwich (NDL) d				1306				1336				1406				1436		
East Dulwich (EDW) d				1308				1338				1408				1438		
Peckham Rye (PMR)  4 d				1311				1341				1411				1441		
Queens Rd Peckham (QRP) d				1313				1343				1413				1443		
South Bermondsey (SBM) d				1316				1346				1416				1446		
London Bridge (LBG)  4 a			1315	1321			1345	1351			1415	1421			1445	1452		
Streatham Hill (SRH) d	1236	1248			1306	1318			1338	1348			1406	1418			1436	
Balham (BAL)  4 d	1241	1252			1310	1322			1341	1352			1410	1422			1440	
Wandsworth Common (WSW) d		1243			1312				1343				1412				1442	
Clapham Junction (CLJ)  10 d	1247	1257			1316	1327			1347	1357			1416	1427			1446	
Battersea Park (BAK)  4 d	1250	1301			1320	1331			1351	1401			1420	1431			1450	
London Victoria (VIC)  10 a	1255	1305			1324	1335			1355	1406			1424	1435			1454	























NOTES (see introductory pages for explanation of train operator codes and standard symbols)

- a Arrival time
d Departure time
A Via Forest Hill

West Croydon and Beckenham Junction to London via Crystal Palace

Mondays to Fridays

Operator Days of operation/Notes	SN A	SN	SN A	SN	SN A	SN	SN A	SN	SN A	SN	SN A	SN	SN A	SN	SN A	SN	SN A	SN
West Croydon (WCY)  4 d				1455				1525				1555				1625		
Norwood Junction (NWD)  4 d				1503				1533				1603				1633		
Beckenham Junction (BKJ)  4 d		1443				1513				1543				1613				1643
Birkbeck (BIK)  d		1446				1516				1546				1616				1646
London Bridge (LBG)  4 d			1428				1458				1528				1558			
Crystal Palace (CYP)  4 a		1450	1450	1507		1520	1520	1537		1550	1550	1607		1620	1620	1637		1650
Crystal Palace (CYP)  4 d	1450	1453	1456	1508	1520	1523	1526	1538	1550	1553	1556	1608	1620	1623	1626	1638	1650	1653
Gipsy Hill (GIP)  d		1455	1459	1510		1525	1529	1540		1555	1559	1610		1625	1629	1640		1655
West Norwood (WNW)  4 d		1458	1502	1513		1528	1532	1543		1558	1602	1613		1628	1632	1643		1658
Tulse Hill (TUH)  4 d		1503				1532				1602				1632				1702
North Dulwich (NDL)  d		1506				1536				1606				1636				1706
East Dulwich (EDW)  d		1508				1538				1608				1638				1708
Peckham Rye (PMR)  4 d		1511				1541				1611				1641				1711
Queens Rd Peckham (QRP)  d		1513				1543				1613				1643				1713
South Bermondsey (SBM)  d		1516				1546				1616				1646				1716
London Bridge (LBG)  4 a	1515	1521			1545	1551			1615	1621			1647	1651			1717	1721
Streatham Hill (SRH)  d			1506	1518			1536	1548			1606	1618			1636	1648		
Balham (BAL)  4 d			1510	1522			1540	1552			1610	1622			1640	1652		
Wandsworth Common (WSW)  d			1512				1542				1612				1642			
Clapham Junction (CLJ)  10 d			1516	1527			1546	1557			1616	1627			1646	1657		
Battersea Park (BAK)  4 d			1520	1531			1550	1601			1620	1631			1650	1701		
London Victoria (VIC)  10 a			1524	1535			1554	1605			1624	1635			1654	1705		

Operator Days of operation/Notes	SN A	SN	SN A	SN	SN A	SN	SN A	SN	SN A	SN	SN A	SN	SN A	SN	SN A	SN	SN A	SN
West Croydon (WCY)  4 d		1656				1721				1751				1823			1851	
Norwood Junction (NWD)  4 d		1703				1729				1759				1829			1858	
Beckenham Junction (BKJ)  4 d				1713				1743				1813				1843		
Birkbeck (BIK)  d				1716				1746				1816				1846		
London Bridge (LBG)  4 d	1628				1658			1728				1758				1828		
Crystal Palace (CYP)  4 a	1650	1707		1720	1720	1734		1750	1750	1804		1820	1820	1833		1850	1903	
Crystal Palace (CYP)  4 d	1656	1708	1720	1723	1726	1737	1750	1753	1756	1807	1820	1823	1826	1837	1850	1853	1907	
Gipsy Hill (GIP)  d	1659	1710		1725	1729	1739		1755	1759	1809		1825	1829	1839		1855	1909	
West Norwood (WNW)  4 d	1702	1713		1728	1732	1742		1758	1802	1812		1828	1832	1842		1858	1912	
Tulse Hill (TUH)  4 d				1732				1802				1832				1902		
North Dulwich (NDL)  d				1736				1806				1836				1906		
East Dulwich (EDW)  d				1738				1808				1838				1908		
Peckham Rye (PMR)  4 d				1741				1811				1841				1911		
Queens Rd Peckham (QRP)  d				1743				1813				1843				1913		
South Bermondsey (SBM)  d				1746				1816				1846				1916		
London Bridge (LBG)  4 a			1747	1751			1817	1821			1845	1851			1916	1921		
Streatham Hill (SRH)  d	1706	1718			1736	1747			1806	1817			1836	1847			1906	
Balham (BAL)  4 d	1710	1723			1740	1751			1810	1821			1840	1851			1911	
Wandsworth Common (WSW)  d	1712				1742				1812				1842				1913	
Clapham Junction (CLJ)  10 d	1716	1728			1746	1756			1816	1827			1846	1857			1917	
Battersea Park (BAK)  4 d	1720	1732			1750	1800			1820	1831			1850	1901			1921	
London Victoria (VIC)  10 a	1724	1736			1754	1804			1824	1835			1854	1905			1925	























NOTES (see introductory pages for explanation of train operator codes and standard symbols)























a Arrival time
d Departure time

A Via Forest Hill

West Croydon and Beckenham Junction to London via Crystal Palace

Mondays to Fridays

Operator Days of operation/Notes	SN A	SN A	SN A	SN A	SN A	SN A	SN A	SN A	SN A	SN A	SN A	SN A	SN A	SN A	SN A	SN A	SN A	SN A
West Croydon (WCY)  4 d				1921				1951										
Norwood Junction (NWD)  4 d				1928				1958										
Beckenham Junction (BKJ)  4 d		1913				1943				2013			2043			2113		
Birkbeck (BIK)  d		1916				1946				2016			2046			2116		
London Bridge (LBG)  4 d			1858			1928				1958			2028			2058		
Crystal Palace (CYP)  4 a		1920	1920	1933		1950	1950	2003		2020	2020		2050	2050		2120	2120	
Crystal Palace (CYP)  4 d	1922	1923	1926	1937	1950	1953	1956	2007	2020	2023	2026	2050	2053	2056	2120	2123	2126	2150
Gipsy Hill (GIP)  d		1925	1929	1939		1955	1959	2009		2025	2029		2055	2059		2125	2129	
West Norwood (WNW)  4 d		1928	1932	1942		1958	2002	2012		2028	2032		2058	2102		2128	2132	
Tulse Hill (TUH)  4 d		1932				2002				2032			2102			2133		
North Dulwich (NDL)  d		1936				2006				2036			2106			2136		
East Dulwich (EDW)  d		1938				2008				2038			2108			2138		
Peckham Rye (PMR)  4 d		1941				2011				2041			2111			2141		
Queens Rd Peckham (QRP)  d		1943				2013				2043			2113			2143		
South Bermondsey (SBM)  d		1946				2016				2046			2116			2146		
London Bridge (LBG)  4 a	1946	1951			2014	2021			2045	2051		2115	2121		2146	2151		2215
Streatham Hill (SRH)  d			1937	1947			2007	2017				2037			2106		2136	
Balham (BAL)  4 d			1940	1951			2010	2021				2040			2110		2140	
Wandsworth Common (WSW)  d			1942				2012					2042			2112		2142	
Clapham Junction (CLJ)  10 d			1946	1957			2016	2027				2046			2116		2146	
Battersea Park (BAK)  4 d			1950	2001			2020	2031				2050			2120		2151	
London Victoria (VIC)  10 a			1954	2005			2024	2035				2054			2124		2155	








Operator Days of operation/Notes	SN A	SN A	SN A	SN A	SN A	SN A	SN A	SN A	SN A	SN A	SN A	SN A
West Croydon (WCY)  4 d												
Norwood Junction (NWD)  4 d												
Beckenham Junction (BKJ)  4 d			2213						2313			
Birkbeck (BIK)  d			2216						2316			
London Bridge (LBG)  4 d	2128			2158		2228		2259		2328		2358
Crystal Palace (CYP)  4 a	2150		2220	2220		2250		2320		2350		0020
Crystal Palace (CYP)  4 d	2156	2220	2223	2226	2250	2320	2321	2325	2350	2353		0020
Gipsy Hill (GIP)  d	2159		2225	2229		2259		2323	2327	2353		0023
West Norwood (WNW)  4 d	2202		2228	2232		2302		2326	2330	2356		0026
Tulse Hill (TUH)  4 d			2232						2334			
North Dulwich (NDL)  d			2236						2337			
East Dulwich (EDW)  d			2238						2339			
Peckham Rye (PMR)  4 d			2241						2342			
Queens Rd Peckham (QRP)  d			2243						2344			
South Bermondsey (SBM)  d			2246						2346			
London Bridge (LBG)  4 a		2243	2251		2317		2348		2352		0016	
Streatham Hill (SRH)  d	2206			2236		2306		2330a		0001a		0030a
Balham (BAL)  4 d	2210			2240		2310						
Wandsworth Common (WSW)  d	2212			2242		2312						
Clapham Junction (CLJ)  10 d	2216			2246		2316						
Battersea Park (BAK)  4 d	2220			2250		2320						
London Victoria (VIC)  10 a	2224			2255		2324						








NOTES (see introductory pages for explanation of train operator codes and standard symbols)

- a Arrival time
d Departure time
A Via Forest Hill

West Croydon and Beckenham Junction to London via Crystal Palace

Saturdays

Operator Days of operation/Notes	SN A	SN	SN A	SN	SN	SN A	SN	SN A	SN	SN A	SN	SN A	SN	SN A	SN	SN A	SN	SN A
West Croydon (WCY)  4 d					0625				0655				0725				0755	
Norwood Junction (NWD) 4 d		0551		0620	0633		0648		0703		0718		0733				0803	
Beckenham Junction (BKJ)  4 d															0743			
Birkbeck (BIK)  d															0746			
London Bridge (LBG)  4 d								0628				0658					0728	
Crystal Palace (CYP) 4 a		0555		0624	0637		0652	0650	0707		0722	0720	0737		0750	0750	0807	
Crystal Palace (CYP) 4 d	0550	0556	0620	0626	0638	0650	0653	0656	0708	0720	0723	0726	0738	0750	0753	0756	0808	0820
Gipsy Hill (GIP) d		0558		0628	0640		0655	0659	0710		0725	0729	0740		0755	0759	0810	
West Norwood (WNW) 4 d		0601		0631	0643		0658	0702	0713		0728	0732	0743		0758	0802	0813	
Tulse Hill (TUH) 4 d							0702				0732				0802			
North Dulwich (NDL) d							0706				0736				0806			
East Dulwich (EDW) d							0708				0738				0808			
Peckham Rye (PMR) 4 d							0711				0741				0811			
Queens Rd Peckham (QRP) d							0713				0743				0813			
South Bermondsey (SBM) d							0716				0746				0816			
London Bridge (LBG)  4 a	0613		0643			0715	0721			0745	0751			0815	0821			0845
Streatham Hill (SRH) d		0606		0636	0648			0706	0718			0736	0748			0806	0818	
Balham (BAL)  4 d		0610		0640	0652			0710	0722			0740	0752			0810	0822	
Wandsworth Common (WSW) d		0612		0642				0712				0742				0812		
Clapham Junction (CLJ) 10 d		0616		0646	0657			0716	0727			0746	0757			0816	0827	
Battersea Park (BAK) 4 d		0620		0650	0701			0720	0731			0750	0801			0820	0831	
London Victoria (VIC)  10 a		0624		0654	0705			0724	0735			0754	0805			0824	0835	








Operator Days of operation/Notes	SN	SN A	SN	SN A	SN	SN A	SN	SN A	SN	SN A	SN	SN A	SN	SN A	SN	SN A	SN	SN A
West Croydon (WCY)  4 d			0825				0855				0925				0955			
Norwood Junction (NWD) 4 d			0833				0903				0933				1003			
Beckenham Junction (BKJ)  4 d	0813				0843				0913				0943				1013	
Birkbeck (BIK)  d	0816				0846				0916				0946				1016	
London Bridge (LBG)  4 d		0758				0828				0858				0928				0958
Crystal Palace (CYP) 4 a	0820	0820	0837		0850	0850	0907		0920	0920	0937		0950	0950	1007		1020	1020
Crystal Palace (CYP) 4 d	0823	0826	0838	0850	0853	0856	0908	0920	0923	0926	0938	0950	0953	0956	1008	1020	1023	1026
Gipsy Hill (GIP) d	0825	0829	0840		0855	0859	0910		0925	0929	0940		0955	0959	1010		1025	1029
West Norwood (WNW) 4 d	0828	0832	0843		0858	0902	0913		0928	0932	0943		0958	1002	1013		1028	1032
Tulse Hill (TUH) 4 d	0832				0902				0932				1002				1032	
North Dulwich (NDL) d	0836				0906				0936				1006				1036	
East Dulwich (EDW) d	0838				0908				0938				1008				1038	
Peckham Rye (PMR) 4 d	0841				0911				0941				1011				1041	
Queens Rd Peckham (QRP) d	0843				0913				0943				1013				1043	
South Bermondsey (SBM) d	0846				0916				0946				1016				1046	
London Bridge (LBG)  4 a	0851			0915	0921			0945	0951			1015	1021			1045	1051	
Streatham Hill (SRH) d		0836	0848			0906	0918			0936	0948			1006	1018			1036
Balham (BAL)  4 d		0840	0852			0910	0922			0940	0952			1010	1022			1040
Wandsworth Common (WSW) d		0842				0912				0942				1012				1042
Clapham Junction (CLJ) 10 d		0846	0857			0916	0927			0946	0957			1016	1027			1046
Battersea Park (BAK) 4 d		0850	0901			0920	0931			0950	1001			1020	1031			1050
London Victoria (VIC)  10 a		0854	0905			0924	0935			0954	1005			1024	1035			1054








NOTES (see introductory pages for explanation of train operator codes and standard symbols)

- a Arrival time
d Departure time
A Via Forest Hill

West Croydon and Beckenham Junction to London via Crystal Palace

Saturdays

Operator Days of operation/Notes	SN	SN A	SN A	SN A	SN A	SN A	SN A	SN A	SN A	SN A	SN A	SN A	SN A	SN A	SN A	SN A	SN A	SN A
West Croydon (WCY)  4 d	1025				1055				1125				1155				1225	
Norwood Junction (NWD) 4 d	1033				1103				1133				1203				1233	
Beckenham Junction (BKJ)  4 d			1043				1113				1143				1213			
Birkbeck (BIK)  d			1046				1116				1146				1216			
London Bridge (LBG)  4 d				1028				1058				1128				1158		
Crystal Palace (CYP) 4 a	1037		1050	1050	1107		1120	1120	1137		1150	1150	1207		1220	1220	1237	
Crystal Palace (CYP) 4 d	1038	1050	1053	1056	1108	1120	1123	1126	1138	1150	1153	1156	1208	1220	1223	1226	1238	1250
Gipsy Hill (GIP) d	1040		1055	1059	1110		1125	1129	1140		1155	1159	1210		1225	1229	1240	
West Norwood (WNW) 4 d	1043		1058	1102	1113		1128	1132	1143		1158	1202	1213		1228	1232	1243	
Tulse Hill (TUH) 4 d			1102				1132				1202				1232			
North Dulwich (NDL) d			1106				1136				1206				1236			
East Dulwich (EDW) d			1108				1138				1208				1238			
Peckham Rye (PMR) 4 d			1111				1141				1211				1241			
Queens Rd Peckham (QRP) d			1113				1143				1213				1243			
South Bermondsey (SBM) d			1116				1146				1216				1246			
London Bridge (LBG)  4 a		1115	1121			1145	1151			1215	1221			1245	1251			1317
Streatham Hill (SRH) d	1048			1106	1118			1136	1148			1206	1218			1236	1248	
Balham (BAL)  4 d	1052			1110	1122			1140	1152			1210	1222			1240	1252	
Wandsworth Common (WSW) d				1112				1142				1212				1242		
Clapham Junction (CLJ) 10 d	1057			1116	1127			1146	1157			1216	1227			1246	1257	
Battersea Park (BAK) 4 d	1101			1120	1131			1150	1201			1220	1231			1250	1301	
London Victoria (VIC)  10 a	1105			1124	1135			1154	1205			1224	1235			1254	1305	








Operator Days of operation/Notes	SN	SN A	SN A	SN A	SN A	SN A	SN A	SN A	SN A	SN A	SN A	SN A	SN A	SN A	SN A	SN A	SN A	SN A
West Croydon (WCY)  4 d			1255				1325				1355				1425			
Norwood Junction (NWD) 4 d			1303				1333				1403				1433			
Beckenham Junction (BKJ)  4 d	1243				1313				1343				1413				1443	
Birkbeck (BIK)  d	1246				1316				1346				1416				1446	
London Bridge (LBG)  4 d		1228				1258				1328				1358				1428
Crystal Palace (CYP) 4 a	1250	1250	1307		1320	1320	1337		1350	1350	1407		1420	1420	1437		1450	1450
Crystal Palace (CYP) 4 d	1253	1256	1308	1320	1323	1326	1338	1350	1353	1356	1408	1420	1423	1426	1438	1450	1453	1456
Gipsy Hill (GIP) d	1255	1259	1310		1325	1329	1340		1355	1359	1410		1425	1429	1440		1455	1459
West Norwood (WNW) 4 d	1258	1302	1313		1328	1332	1343		1358	1402	1413		1428	1432	1443		1458	1502
Tulse Hill (TUH) 4 d	1302				1332				1402				1432				1502	
North Dulwich (NDL) d	1306				1336				1406				1436				1506	
East Dulwich (EDW) d	1308				1338				1408				1438				1508	
Peckham Rye (PMR) 4 d	1311				1341				1411				1441				1511	
Queens Rd Peckham (QRP) d	1313				1343				1413				1443				1513	
South Bermondsey (SBM) d	1316				1346				1416				1446				1516	
London Bridge (LBG)  4 a	1321			1345	1351			1415	1421			1445	1451			1515	1521	
Streatham Hill (SRH) d		1306	1318			1336	1348			1406	1418			1436	1448			1506
Balham (BAL)  4 d		1310	1322			1340	1352			1410	1422			1440	1452			1510
Wandsworth Common (WSW) d		1312				1342				1412				1442				1512
Clapham Junction (CLJ) 10 d		1316	1327			1346	1357			1416	1427			1446	1457			1516
Battersea Park (BAK) 4 d		1320	1331			1350	1401			1420	1431			1450	1501			1520
London Victoria (VIC)  10 a		1324	1335			1354	1405			1424	1435			1454	1505			1524








NOTES (see introductory pages for explanation of train operator codes and standard symbols)

- a Arrival time
d Departure time
A Via Forest Hill

West Croydon and Beckenham Junction to London via Crystal Palace

Saturdays

Operator Days of operation/Notes	SN	SN A	SN A	SN A	SN A	SN A	SN A	SN A	SN A	SN A	SN A	SN A	SN A	SN A	SN A	SN A	SN A	SN A
West Croydon (WCY)  4 d	1455				1525				1555				1625				1655	
Norwood Junction (NWD) 4 d	1503				1533				1603				1633				1703	
Beckenham Junction (BKJ)  4 d			1513				1543					1613				1643		
Birkbeck (BIK)  d			1516				1546					1616				1646		
London Bridge (LBG)  4 d				1458				1528				1558				1628		
Crystal Palace (CYP) 4 a	1507		1520	1520	1537		1550	1550	1607		1620	1620	1637		1650	1650	1707	
Crystal Palace (CYP) 4 d	1508	1520	1523	1526	1538	1550	1553	1556	1608	1620	1623	1626	1638	1650	1653	1656	1708	1720
Gipsy Hill (GIP) d	1510		1525	1529	1540		1555	1559	1610		1625	1629	1640		1655	1659	1710	
West Norwood (WNW) 4 d	1513		1528	1532	1543		1558	1602	1613		1628	1632	1643		1658	1702	1713	
Tulse Hill (TUH) 4 d			1532				1602				1632				1702			
North Dulwich (NDL) d			1536				1606				1636				1706			
East Dulwich (EDW) d			1538				1608				1638				1708			
Peckham Rye (PMR) 4 d			1541				1611				1641				1711			
Queens Rd Peckham (QRP) d			1543				1613				1643				1713			
South Bermondsey (SBM) d			1546				1616				1646				1716			
London Bridge (LBG)  4 a		1545	1551			1615	1621			1645	1651			1715	1721			1745
Streatham Hill (SRH) d	1518			1536	1548			1606	1618			1636	1648			1706	1718	
Balham (BAL)  4 d	1522			1540	1552			1610	1622			1640	1652			1710	1722	
Wandsworth Common (WSW) d				1542				1612				1642				1712		
Clapham Junction (CLJ) 10 d	1527			1546	1557			1616	1627			1646	1657			1716	1727	
Battersea Park (BAK) 4 d	1531			1550	1601			1620	1631			1650	1701			1720	1731	
London Victoria (VIC)  10 a	1535			1554	1605			1624	1635			1654	1705			1724	1735	























Operator Days of operation/Notes	SN	SN A	SN A	SN A	SN A	SN A	SN A	SN A	SN A	SN A	SN A	SN A	SN A	SN A	SN A	SN A	SN A	SN A
West Croydon (WCY)  4 d			1725				1755				1825				1855			
Norwood Junction (NWD) 4 d			1733				1803				1833				1903			
Beckenham Junction (BKJ)  4 d	1713				1743				1813				1843				1913	
Birkbeck (BIK)  d	1716				1746				1816				1846				1916	
London Bridge (LBG)  4 d		1658				1728				1758				1828				1858
Crystal Palace (CYP) 4 a	1720	1720	1737		1750	1750	1807		1820	1820	1837		1850	1850	1907		1920	1920
Crystal Palace (CYP) 4 d	1723	1726	1738	1750	1753	1756	1808	1820	1823	1826	1838	1850	1853	1856	1908	1920	1923	1926
Gipsy Hill (GIP) d	1725	1729	1740		1755	1759	1810		1825	1829	1840		1855	1859	1910		1925	1929
West Norwood (WNW) 4 d	1728	1732	1743		1758	1802	1813		1828	1832	1843		1858	1902	1913		1928	1932
Tulse Hill (TUH) 4 d	1732				1802				1832				1902				1932	
North Dulwich (NDL) d	1736				1806				1836				1906				1936	
East Dulwich (EDW) d	1738				1808				1838				1908				1938	
Peckham Rye (PMR) 4 d	1741				1811				1841				1911				1941	
Queens Rd Peckham (QRP) d	1743				1813				1843				1913				1943	
South Bermondsey (SBM) d	1746				1816				1846				1916				1946	
London Bridge (LBG)  4 a	1751			1815	1821			1845	1851			1915	1921			1945	1951	
Streatham Hill (SRH) d		1736	1748			1806	1818			1836	1848			1906	1918			1936
Balham (BAL)  4 d		1740	1752			1810	1822			1841	1852			1910	1922			1940
Wandsworth Common (WSW) d		1742				1812				1843				1912				1942
Clapham Junction (CLJ) 10 d		1746	1757			1816	1827			1847	1857			1916	1927			1946
Battersea Park (BAK) 4 d		1750	1801			1820	1831			1850	1901			1920	1931			1950
London Victoria (VIC)  10 a		1754	1805			1824	1835			1855	1905			1924	1935			1954








NOTES (see introductory pages for explanation of train operator codes and standard symbols)

- a Arrival time
d Departure time
A Via Forest Hill

West Croydon and Beckenham Junction to London via Crystal Palace

Saturdays

Operator Days of operation/Notes	SN	SN A	SN	SN A	SN	SN A	SN	SN A	SN A	SN	SN A	SN A	SN	SN A	SN A	SN A	SN A	SN
West Croydon (WCY)  4 d	1925				1955													
Norwood Junction (NWD)  4 d	1933				2003													
Beckenham Junction (BKJ)  4 d			1943				2013			2045			2115					2215
Birkbeck (BIK)  d			1946				2016			2048			2118					2218
London Bridge (LBG)  4 d				1928				1958		2028			2058			2128		
Crystal Palace (CYP)  4 a	1937		1950	1950	2007		2020	2020		2052	2050		2122	2120		2150		2222
Crystal Palace (CYP)  4 d	1938	1950	1953	1956	2008	2020	2023	2026	2050	2053	2056	2120	2123	2126	2150	2156	2220	2223
Gipsy Hill (GIP)  d	1940		1955	1959	2010		2025	2029		2055	2059		2125	2129		2159		2225
West Norwood (WNW)  4 d	1943		1958	2002	2013		2028	2032		2058	2102		2128	2132		2202		2228
Tulse Hill (TUH)  4 d			2002				2032			2102			2132					2232
North Dulwich (NDL)  d			2006				2036			2106			2136					2236
East Dulwich (EDW)  d			2008				2038			2108			2138					2238
Peckham Rye (PMR)  4 d			2011				2041			2111			2141					2241
Queens Rd Peckham (QRP)  d			2013				2043			2113			2143					2243
South Bermondsey (SBM)  d			2016				2046			2116			2146					2246
London Bridge (LBG)  4 a		2015	2021			2045	2051		2115	2121		2145	2151		2215		2245	2252
Streatham Hill (SRH)  d	1948			2006	2018			2036				2106			2136		2206	
Balham (BAL)  4 d	1952			2010	2022			2040				2110			2140		2210	
Wandsworth Common (WSW)  d				2012				2042				2112			2142		2212	
Clapham Junction (CLJ)  10 d	1957			2016	2027			2046				2116			2146		2216	
Battersea Park (BAK)  4 d	2001			2020	2031			2050				2120			2150		2220	
London Victoria (VIC)  10 a	2005			2024	2036			2054				2124			2154		2224	

Operator Days of operation/Notes	SN A	SN A	SN A	SN A	SN	SN A	SN A	SN A	SN A	SN SUM A
West Croydon (WCY)  4 d										
Norwood Junction (NWD) 4 d										
Beckenham Junction (BKJ)  4 d					2315					
Birkbeck (BIK)  d					2318					
London Bridge (LBG)  4 d	2158		2228			2258		2328	2358	
Crystal Palace (CYP) 4 a	2220		2250		2322	2320		2350	0020	
Crystal Palace (CYP) 4 d	2226	2250	2256	2320	2323	2326	2353	2356	0022	0027
Gipsy Hill (GIP) d	2229		2259		2325	2329		2359	0024	
West Norwood (WNW) 4 d	2232		2302		2328	2332		0002	0027	
Tulse Hill (TUH) 4 d					2332					
North Dulwich (NDL) d					2336					
East Dulwich (EDW) d					2338					
Peckham Rye (PMR) 4 d					2341					
Queens Rd Peckham (QRP) d					2343					
South Bermondsey (SBM) d					2346					
London Bridge (LBG)  4 a		2315		2345	2351		0016			0050
Streatham Hill (SRH) d	2236		2306			2336		0006	0031a	
Balham (BAL)  4 d	2240		2310			2340		0010		
Wandsworth Common (WSW) d	2242		2312			2342		0012		
Clapham Junction (CLJ) 10 d	2246		2316			2346		0016		
Battersea Park (BAK) 4 d	2250		2320			2350		0020		
London Victoria (VIC)  10 a	2254		2325			2355		0024		

NOTES (see introductory pages for explanation of train operator codes and standard symbols)























a Arrival time
d Departure time























A Via Forest Hill

SUM Sunday mornings

West Croydon and Beckenham Junction to London via Crystal Palace

Sundays

Operator Days of operation/Notes	SN A	SN A	SN A	SN A	SN A	SN A	SN A	SN A	SN A	SN A	SN A	SN A	SN A	SN A	SN A	SN A	SN A	SN A
West Croydon (WCY)  d																		
Norwood Junction (NWD)  d																		
Beckenham Junction (BKJ)  d																		
Birkbeck (BIK)  d																		
London Bridge (LBG)  d		0728		0758		0828		0858		0928		0958		1028		1058		1128
Crystal Palace (CYP)  a		0751		0821		0851		0922		0952		1022		1052		1122		1152
Crystal Palace (CYP)  d	0752	0756	0822	0826	0852	0856	0922	0926	0952	0956	1022	1026	1052	1056	1122	1126	1152	1156
Gipsy Hill (GIP)  d		0759		0829		0859		0929		0959		1029		1059		1129		1159
West Norwood (WNW)  d		0802		0832		0902		0932		1002		1032		1102		1132		1202
Tulse Hill (TUH)  d																		
North Dulwich (NDL)  d																		
East Dulwich (EDW)  d																		
Peckham Rye (PMR)  d																		
Queens Rd Peckham (QRP)  d																		
South Bermondsey (SBM)  d																		
London Bridge (LBG)  a	0814		0847		0915		0944		1014		1044		1114		1144		1214	
Streatham Hill (SRH)  d		0806		0836		0906		0936		1006		1036		1106		1136		1206
Balham (BAL)  d		0813		0842		0910		0940		1010		1040		1110		1140		1210
Wandsworth Common (WSW)  d		0815		0844		0912		0942		1012		1042		1112		1142		1212
Clapham Junction (CLJ)  d		0819		0848		0916		0946		1016		1046		1116		1146		1216
Battersea Park (BAK)  d		0822		0851		0920		0950		1020		1050		1120		1150		1220
London Victoria (VIC)  a		0827		0856		0924		0954		1024		1054		1124		1154		1224

Operator Days of operation/Notes	SN A	SN A	SN A	SN A	SN A	SN A	SN A	SN A	SN A	SN A	SN A	SN A	SN A	SN A	SN A	SN A	SN A	SN A
West Croydon (WCY)  d																		
Norwood Junction (NWD)  d																		
Beckenham Junction (BKJ)  d																		
Birkbeck (BIK)  d																		
London Bridge (LBG)  d		1158		1228		1258		1328		1358		1428		1458		1528		1558
Crystal Palace (CYP)  a		1222		1252		1322		1352		1422		1452		1522		1552		1622
Crystal Palace (CYP)  d	1222	1226	1252	1256	1322	1326	1352	1356	1422	1426	1452	1456	1522	1526	1552	1556	1622	1626
Gipsy Hill (GIP)  d		1229		1259		1329		1359		1429		1459		1529		1559		1629
West Norwood (WNW)  d		1232		1302		1332		1402		1432		1502		1532		1602		1632
Tulse Hill (TUH)  d																		
North Dulwich (NDL)  d																		
East Dulwich (EDW)  d																		
Peckham Rye (PMR)  d																		
Queens Rd Peckham (QRP)  d																		
South Bermondsey (SBM)  d																		
London Bridge (LBG)  a	1244		1314		1344		1414		1444		1514		1544		1614		1644	
Streatham Hill (SRH)  d		1236		1306		1336		1406		1436		1506		1536		1606		1636
Balham (BAL)  d		1240		1310		1340		1410		1440		1510		1540		1610		1640
Wandsworth Common (WSW)  d		1242		1312		1342		1412		1442		1512		1542		1612		1642
Clapham Junction (CLJ)  d		1246		1316		1346		1416		1446		1516		1546		1616		1646
Battersea Park (BAK)  d		1250		1320		1350		1420		1450		1520		1550		1620		1650
London Victoria (VIC)  a		1254		1324		1354		1424		1454		1524		1554		1624		1654








NOTES (see introductory pages for explanation of train operator codes and standard symbols)








a Arrival time
d Departure time

A Via Forest Hill

West Croydon and Beckenham Junction to London via Crystal Palace

Sundays

Operator Days of operation/Notes	SN A	SN A	SN A	SN A	SN A	SN A	SN A	SN A	SN A	SN A	SN A	SN A	SN A	SN A	SN A	SN A	SN A	SN A
West Croydon (WCY)  4 d																		
Norwood Junction (NWD) 4 d																		
Beckenham Junction (BKJ)  4 d																		
Birkbeck (BIK)  d																		
London Bridge (LBG)  4 d		1628		1658		1728		1758		1828		1858		1928		1958		2028
Crystal Palace (CYP) 4 a		1652		1722		1752		1822		1852		1922		1952		2022		2052
Crystal Palace (CYP) 4 d	1652	1656	1722	1726	1752	1756	1822	1826	1852	1856	1922	1926	1952	1956	2022	2026	2052	2056
Gipsy Hill (GIP) d		1659		1729		1759		1829		1859		1929		1959		2029		2059
West Norwood (WNW) 4 d		1702		1732		1802		1832		1902		1932		2002		2032		2102
Tulse Hill (TUH) 4 d																		
North Dulwich (NDL) d																		
East Dulwich (EDW) d																		
Peckham Rye (PMR) 4 d																		
Queens Rd Peckham (QRP) d																		
South Bermondsey (SBM) d																		
London Bridge (LBG)  4 a	1714		1744		1814		1844		1914		1944		2014		2044		2114	
Streatham Hill (SRH) d		1706		1736		1806		1836		1906		1936		2006		2036		2106
Balham (BAL)  4 d		1710		1740		1810		1840		1910		1940		2010		2040		2110
Wandsworth Common (WSW) d		1712		1742		1812		1842		1912		1942		2012		2042		2112
Clapham Junction (CLJ) 10 d		1716		1746		1816		1846		1916		1946		2016		2046		2116
Battersea Park (BAK) 4 d		1720		1750		1820		1850		1920		1950		2020		2050		2120
London Victoria (VIC)  10 a		1724		1754		1824		1854		1924		1954		2024		2054		2124

Operator Days of operation/Notes	SN A	SN A	SN A	SN A	SN A	SN A	SN A	SN A	SN A	SN A	SN A
West Croydon (WCY)  4 d											
Norwood Junction (NWD) 4 d											
Beckenham Junction (BKJ)  4 d											
Birkbeck (BIK)  d											
London Bridge (LBG)  4 d		2058		2128		2158		2228		2259	
Crystal Palace (CYP) 4 a		2122		2152		2222		2252		2321	
Crystal Palace (CYP) 4 d	2122	2126	2152	2156	2222	2226	2252	2256	2323	2326	2353
Gipsy Hill (GIP) d		2129		2159		2229		2259		2329	
West Norwood (WNW) 4 d		2132		2202		2232		2302		2332	
Tulse Hill (TUH) 4 d											
North Dulwich (NDL) d											
East Dulwich (EDW) d											
Peckham Rye (PMR) 4 d											
Queens Rd Peckham (QRP) d											
South Bermondsey (SBM) d											
London Bridge (LBG)  4 a	2144		2214		2244		2314		2346		0014
Streatham Hill (SRH) d		2136		2206		2236		2306		2336	
Balham (BAL)  4 d		2140		2210		2240		2310		2341	
Wandsworth Common (WSW) d		2142		2212		2242		2312		2343	
Clapham Junction (CLJ) 10 d		2146		2216		2246		2316		2347	
Battersea Park (BAK) 4 d		2150		2220		2250		2320		2351	
London Victoria (VIC)  10 a		2154		2224		2254		2324		2355	

NOTES (see introductory pages for explanation of train operator codes and standard symbols)

- a Arrival time
d Departure time
A Via Forest Hill